

# Parent Guide

## How can I use this with my children?

Use this fun, silly soup rhyming activity to practise phase 1 phonics skills with your child.

## How does this help my children's learning?


Phase 1 phonics skills include listening to words and recognising that they contain sounds that rhyme. This activity helps practise that skill in a fun way.

## Ideas for further learning:

Can your child find objects from around the home, or garden, that rhyme to include in their silly soup?



# Felix's Phase 1 Phonics Silly Soup Rhyming Activity



Silly soup is a fun way to practise lots of different phonics skills - this activity uses rhyming words to make silly soup! Can you help Felix make silly soup by adding the pictures which show words that rhyme?

## Before you begin:

- Print and cut out the picture cards and lay them out on a surface.
- Print and cut out the silly soup bowl picture or use a bowl from your own home.
- Have a mixing spoon ready.

## To play the game:

1. Begin by saying or singing the silly soup song:

We're making lots of silly soup.

We're making soup that's hot!

Some of these things rhyme with \_\_\_\_\_

And some of them do not!



2. As you sing the song, pick up one of the picture cards and use that to fill in the blank space in the song. For example, 'Some of these things rhyme with 'dog' and some of them do not!'
3. Place the first picture in the bowl, then search for the other pictures with words that rhyme. There will be one or two others to find.
4. When you've found all the rhyming picture cards, use a spoon to 'mix' the soup together. If you're using the bowl picture, you could wave the spoon over it like a magic wand. As you mix, you can sing or say this rhyme:  
We've made lots of silly soup.  
We've made soup that's hot!  
We've found words that rhyme with \_\_\_\_\_  
And put them in the pot!
5. Repeat this activity with different rhyming sets.

**Silly Soup**

[think1.com](http://think1.com)



**cat**




**bat**



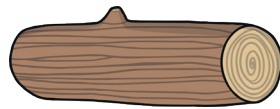
**rat**



**hat**



**dog**



**log**




**jog**



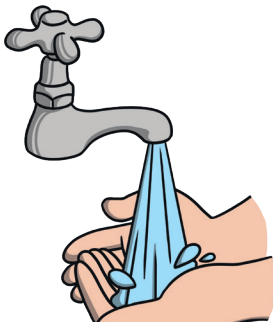
**head**




**bed**



**shed**



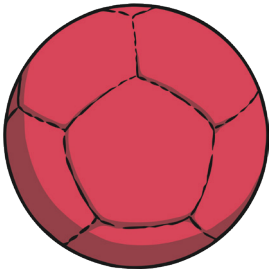
**tap**




**cap**



**nap**



**ball**



**wall**



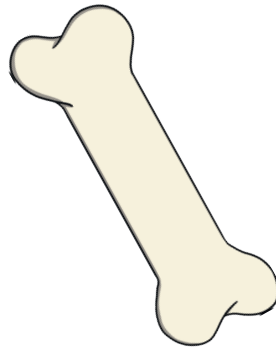
**crawl**




**call**



**phone**




**bone**



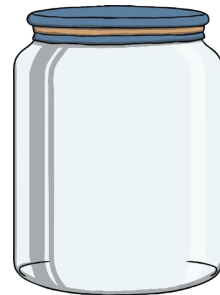
**cone**




**star**



**car**



**jar**




**flag**



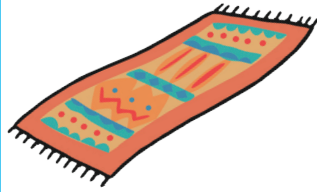
**bag**




**wag**



**slug**




**rug**




**bug**




**jam**



**ham**



**lamb**



**hen**



**pen**

**10**

**ten**



**den**



**man**



**van**




**pan**





**dig**




**pig**




**wig**



**box**




**fox**




**rocks**




**socks**



**cake**



**snake**



**rake**



**mice**



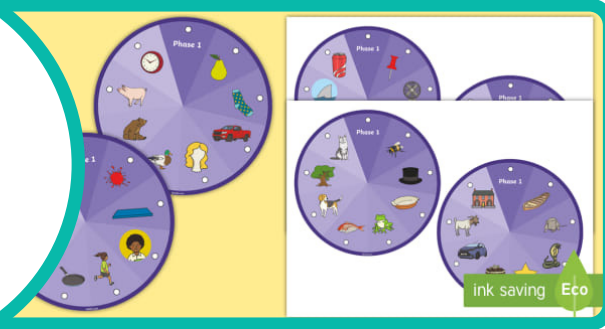
**dice**



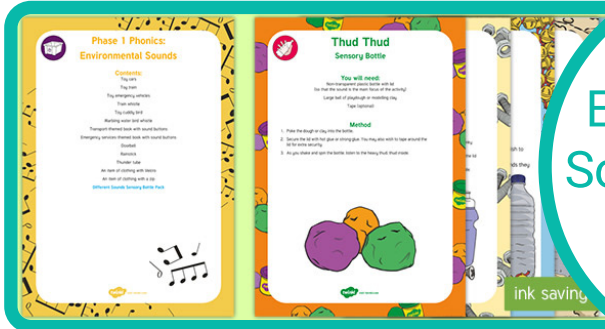
**rice**

If you enjoyed this resource, why not try...


## Phase 1 Rhyming Threading Cards



## Environmental Sounds Sensory Bins Pack



## Phase 1 Activity Pack



## The Owl and the Pussycat Rhythm and Rhyme eBook



If you need us, just get in touch -  
contact [twinklcares@twinkl.co.uk](mailto:twinklcares@twinkl.co.uk)  
visit [twinkl.com/parents](https://www.twinkl.com/parents)

twinkl

Explore and Discover More