

Application and Reasoning

Step 7: Using Capital Letters and Full Stops

Teaching Note: The resources for this step have been designed around most common to least common letters used in high frequency words. You may wish to teach this step following letters using a phonics scheme or your school's handwriting policy.

National Curriculum Objectives:

English Year 1 (1G5.1) [Introduction to capital letters to demarcate sentences](#)

English Year 1 (1G5.1) [Beginning to punctuate sentences using a capital letter](#)

English Year 1 (1G5.2) [Beginning to punctuate sentences using a full stop](#)

English Year 1 (1G5.2) [Introduction to full stops to demarcate sentences](#)

Terminology for pupils:

- (1G5.2) [full stop](#)

Differentiation:

Questions 1, 4 and 7 (Application)

Developing Identify the incorrect sentence and rewrite it with the correct punctuation. Questions use single clause sentences and a selection of the most frequently used letters in year 1 high frequency words: E, O, T, A, N, H, R, I, S.

Expected Identify the incorrect sentence and rewrite it with the correct punctuation. Questions use multi-clause sentences (independent clauses only) and a selection of frequently used letters in year 1 high frequency words: D, L, Y, M, W, U, G, F, C, B.

Greater Depth Identify the incorrect sentence and rewrite it with the correct punctuation. Questions use multi-clause sentences (including dependent clauses) and a selection of the least frequently used letters in year 1 high frequency words: K, V, P, X, J, Z, Q.

Questions 2, 5 and 8 (Reasoning)

Developing Explain the mistake made in a sentence. Differentiation same as question 1.

Expected Explain the mistake made in a sentence. Differentiation same as question 4.

Greater Depth Explain the mistake made in a sentence. Differentiation same as question 7.

Questions 3, 6 and 9 (Application)







Developing Arrange given words to form a sentence and add the missing punctuation. Differentiation same as question 1.

Expected Arrange given words to form a sentence and add the missing punctuation. Differentiation same as question 4.

Greater Depth Arrange given words to form a sentence and add the missing punctuation. Differentiation same as question 7.

[More resources](#) from our Grammar, Punctuation and Spelling scheme of work.

Did you like this resource? Don't forget to [review](#) it on our website.

<div>1a. Circle the sentence which is not punctuated correctly.</div> <div>1. The hat is his</div> <div>2. Sit on the seat.</div> <div>Rewrite the sentence with the correct punctuation.</div> <div>A</div>	<div>1b. Circle the sentence which is not punctuated correctly.</div> <div>1. One son is here.</div> <div>2. he is hot.</div> <div>Rewrite the sentence with the correct punctuation.</div> <div>A</div>
<div>2a. Imran has written the sentence below.</div> <div>rest on this.</div> <div>Explain the mistake that he has made.</div> <div>R</div>	<div>2b. Anna has written the sentence below.</div> <div>No rats are in the nest</div> <div>Explain the mistake that she has made.</div> <div>R</div>
<div>3a. Arrange the words in the correct order and add the missing punctuation to create a sentence.</div> <div>hen</div> <div>hers</div> <div>a</div> <div>is</div> <div>A</div>	<div>3b. Arrange the words in the correct order and add the missing punctuation to create a sentence.</div> <div>hate</div> <div>i</div> <div>the</div> <div>ants</div> <div>A</div>

Using Capital Letters and Full Stops

Using Capital Letters and Full Stops

4a. Circle the sentence which is not punctuated correctly.

1. We saw a wild cat and it hid in a .bush
2. Give me the doll or get out of my room.

Rewrite the sentence with the correct punctuation.



A

4b. Circle the sentence which is not punctuated correctly.

1. Bring the water but let me carry the food.
2. drag the bags here and do it fast

Rewrite the sentence with the correct punctuation.



A

5a. Jack has written the sentence below.

feed the birds but do not let
Them eat too much.

Explain the mistake that he has made.



R

5b. Sally has written the sentence below.

Cars can be big or cars can be
small..

Explain the mistake that she has made.



R

6a. Arrange the words in the correct order and add the missing punctuation to create a sentence.

can balls we
the get bat
and you will
the get



A

6b. Arrange the words in the correct order and add the missing punctuation to create a sentence.

is run old
still but gran
can my she



A

Using Capital Letters and Full Stops

Using Capital Letters and Full Stops

7a. Circle the sentence which is not punctuated correctly.

1. Quiz night got bad after my mum left our team.
2. JAys are shy birds, which have blue on their .wings

Rewrite the sentence with the correct punctuation.



A

7b. Circle the sentence which is not punctuated correctly.

1. Very full boxes can fall over if they are piled uP
2. Keys get lost even if you try to keep them safe.

Rewrite the sentence with the correct punctuation.



A

8a. Mark has written the sentence below.

PULL up your socks when the game is about to start.

Explain the mistake that he has made.



R

8b. Lara has written the sentence below.

Zap the men if they try to get into the gold room.

Explain the mistake that she has made.



R

9a. Arrange the words in the correct order and add the missing punctuation to create a sentence.

rule other rich
kings who are
men people over



A

9b. Arrange the words in the correct order and add the missing punctuation to create a sentence.

the used have
put you jug
after it away



A

Application and Reasoning Using Capital Letters and Full Stops

Developing

- 1a. Sentence 1 should be circled, and rewritten as: The hat is his.
- 2a. Imran has not written a capital letter at the start of the sentence.
- 3a. Various answers, for example: A hen is hers.

Expected

- 4a. Sentence 1 should be circled, and rewritten as: We saw a wild cat and it hid in a bush.
- 5a. Jack has put the capital letter at the start of the second line, rather than at the start of the sentence.
- 6a. Various answers, for example: You can get the bat and we will get the balls.

Greater Depth

- 7a. Sentence 2 should be circled, and rewritten as: Jays are shy birds, which have blue on their wings.
- 8a. Mark has written the whole first word in capital letters, rather than just the first letter.
- 9a. Various answers, for example: Kings are rich men who rule over other people.

Application and Reasoning Using Capital Letters and Full Stops

Developing

- 1b. Sentence 2 should be circled, and rewritten as: He is hot.
- 2b. Anna has not written a full stop at the end of the sentence.
- 3b. I hate the ants.

Expected

- 4b. Sentence 2 should be circled, and rewritten as: Drag the bags here and do it fast.
- 5b. Sally has put two full stops at the end of the sentence, when only one is needed.
- 6b. Various answers, for example: My gran is old but she can still run.

Greater Depth

- 7b. Sentence 1 should be circled, and rewritten as: Very full boxes can fall over if they are piled up.
- 8b. Lara has put a full stop at the end of the first line as well as the end of the sentence.
- 9b. Various answers, for example: Put the jug away after you have used it.