

English:

We are following the write stuff continuing to write sentences. We will be writing the story of Little Red Riding Hood and instructions on how to grow a plant. We will be continuing to focus on grammar elements such as capital letters after a full stop, question marks, and exclamation marks.

PE

Over the 6 weeks, we will be doing a dance unit. We will be focusing on skills like making shapes with our bodies as we travel, jump and spin. We will also be doing athletics.

ICT

We will be using Invent to focus on the safe use of technology.

DT:

During this topic, we will be looking at sliders and leavers. Over a sequence of lessons, we will investigate, evaluate, design and make our own sliders and leavers to make a picture move. This topic will be linked to a traditional tale. We will use vocabulary such as slider, leaver, spin, move, assemble.

Maths:

At Snape Wood we follow the White Rose approach:

Place value to 20, 50 and 100

Fractions

Multiplication and division

BQ: How has Bulwell Bogs changed over time?




Rationale, Hook and Final Celebration:

The rationale behind teaching about the seaside is to ensure that children have an understanding beyond their immediate locality. Children will study the key geographical skills such as making a map of a simple route, looking at aerial photographs of the seaside and comparing two towns of Skegness and Bulwell. This builds on the previous knowledge of the world unit in EYFS where the children would have been taught knowing some similarities and differences between things in the past and now, drawing on their experiences and what has been read in class.

Hook: we take a trip to Skegness to help us understand the features of the seaside.

Celebration: work will be displayed in our class curriculum book and we will present what we have learnt in our class assembly.

Texts:



Art and Design

1. To learn about the Artist Georgia O Keefe and here painting 'Oriental Poppies'
2. To explore lines and shapes when observing paintings and when sketching
3. To use dabbing and dashing techniques to add detail when painting

RE-symbols in worship

Through RE, we will be exploring some symbols in Christianity and Judaism by answering the following questions:

1. Who makes a place special?
2. What can we find out about church?
3. What can we find out about synagogues?
4. What does worship mean?

Music

We will be using the drums to experiment with percussion.

Topic—History and Geography:

Geography:

Children will be studying the seaside. Children will start with their prior knowledge about the countries of the UK and its oceans to understand that the seaside exists along the coast. Children will study the features of a seaside and what can be found there. We will take a trip to Skegness to look at those features and draw a simple route map using symbols and a key. Then we will compare the seaside town of Skegness and market town of Bulwell to look at similarities and differences.